



ทดสอบความรู้ภาษาอังกฤษด้วยโปรแกรม
TELL ME MORE - ACHIEVEMENT TEST

เกี่ยวกับแบบทดสอบ Achievement Test


- คะแนนเต็ม 800 คะแนน
- 1 Account สอบได้ 2 ครั้ง
- เวลา 90 นาที
- จำนวน 180 ข้อ
- เน้นทักษะการฟังและไวยากรณ์
- Part 1 - Part 4 Listening Comprehension
- Part 5 – Part 7 Written Comprehension

Part 1

▶ *Listening comprehension: Example*

Language Achievement Test *Auralog*

▶ *Listening comprehension: 0/30*



Instructions

- **Part 1**
Look at the picture and listen to the four statements. The statements will be spoken only once, and will not appear on your screen. After you listen to the four choices, click on the statement that best corresponds to the picture. The following is an example:
 - Statement (B) is the best choice. Therefore, you should click on (B), and then confirm your answer.
 - Now begin work on the following thirty questions.

(A) (B) (C) (D)

Confirm

Part 2

▶ Listening comprehension: Example

Language Achievement Test

Auralog

▶ Listening comprehension: 0/20

▶ Part 2

Listen to the question or affirmation followed by the four responses. These responses will be spoken only once, and will not appear on your screen. After you listen to the four choices, click on the response that best corresponds to the original question or affirmation. The following is an example:

- Statement (D) is the best choice. Therefore, you should click on (D), and then confirm your answer.
- Now begin work on the following twenty questions.

Confirm


Large red watermark text: คำอธิบายข้อสอบ

Part 3


▶ Listening comprehension: Example

Language Achievement Test Auralog

▶ Listening comprehension: 0/25



- (A) They live in front of the post office.
- (B) They are going to the post office.
- (C) The bus stop is close to the post office.
- (D) The bus stop is far away from the post office.



Instructions

- **Part 3**
Listen to the dialogue, and read the four responses that follow.
Click on the statement that best corresponds to the situation.
The following is an example:
 - Statement (C) is the best choice. Therefore, you should click on (C), and then confirm your answer.
 - Now begin work on the following twenty-five questions.

คำอธิบายประกอบ

Part 4

▶ *Listening comprehension: Example*

Language Achievement Test *Auralog*

▶ *Listening comprehension: 0/5*

Where is this conversation taking place?

- (A) At a trade fair.
- (B) In an office.
- (C) At a train station.
- (D) At a bank.

1. 2. 3. Confirm

Instructions

- **Part 4**
Listen to the passage and answer the three related questions.
To access the questions, click on 1, 2 and 3 respectively.
After reading the four choices, click on the response that best answers the question.
The following is an example:
 - Read the question and the responses.
 - Statement (A) is the best choice. Therefore, you should click on (A), and then click on 2 for the next question.
 - Read the question and the responses.
 - Statement (C) is the best choice. Therefore, you should click on (C), and then click on 3 for the next question.
 - Read the question and the responses.
 - Statement (B) is the best choice. Therefore, you should click on (B), and then confirm your answers.
 - Now begin work on the following fifteen questions.

คำอธิบายประกอบ

Part 5

▶ Written comprehension: Example

The screenshot displays a digital test interface. At the top, it says "Language Achievement Test" and "Written comprehension: 0/40". The main question is: "Every Saturday, this boy ___ soccer with his friends." Below the question are four options: (A) plays, (B) is playing, (C) has played, and (D) play. A "Confirm" button with a green checkmark is at the bottom right. On the right side, an "Instructions" panel explains the task: "Part 5: An incomplete sentence appears on the screen. After reading the four choices, click on the response that best completes the sentence. The following is an example: Statement (A) is the correct response. Therefore, you should click on (A), and then confirm your answer. Now begin work on the following forty questions." A large red watermark is overlaid diagonally across the center of the screen.

คำอธิบายประกอบ

Part 6

▶ Written comprehension: Example

The screenshot displays a digital test interface. At the top, it says "Language Achievement Test" and "Written comprehension: 0/20". The question text is "His favorite present be the new bicycle.", with "be", "the", and "new" underlined. Below the question are four options: (A) new, (B) His, (C) the, and (D) be. A "Confirm" button with a green checkmark is at the bottom right. On the right side, an "Instructions" panel explains the task: "Part 6: A sentence appears with four underlined words or phrases. One of these underlined sections is incorrect. Click on the response that corresponds to the section of the sentence containing the mistake. The following is an example: - Statement (D) is the best choice. Therefore, you should click on (D), and then confirm your answer. - Now begin work on the following twenty questions."

คำอธิบายประกอบ

Part 7

▶ Written comprehension: Example

Language Achievement Test

Written comprehension: 0/10

What type of letter is this?

Dear Sir or Madam,

In reference to your advertisement in the *Philadelphia Herald* on February 24th, I would like to apply for the position of sales representative with your publishing company. I am currently employed as a sales representative in an IT company. My main task is to develop and manage a client list, a role which I both enjoy and feel suited for. I am responsible for establishing contacts with potential new customers both at home and abroad, and I also conduct market research for new projects. At the present time, I am looking for a company to fulfil the role of distributor in the Turkish market. I already have experience working overseas, especially in the Middle East, I would welcome the opportunity to travel around the world for business.

A A personal letter.

B A cover letter.

C A letter of recommendation.

D A letter of complaint.

1 2 3 Confirm

Instructions

• Part 7

Read the passage and answer the three related questions.

To access the questions, click on 1, 2 and 3 respectively.

After reading the four choices, click on the response that best answers the question.

The following is an example:

- Read the question and the responses.
- Statement (B) is the best choice. Therefore, you should click on (B), then click on 2 to access the next question.
- Read the question and the responses.
- Statement (C) is the best choice. Therefore, you should click on (C), and then on 3 for the following question.
- Read the question and the responses.
- Statement (A) is the best choice. Therefore, you should click on (A), and then confirm your answers.
- Now begin work on the following thirty questions.