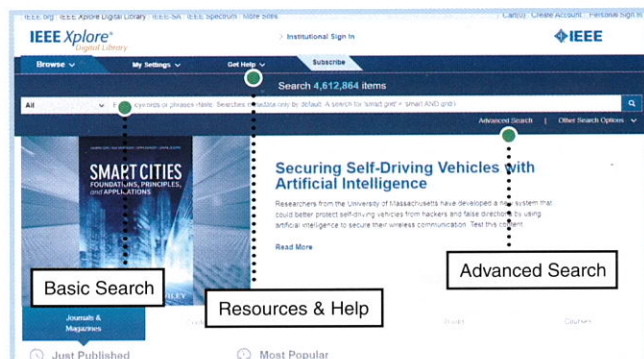


# Getting Started with Your Search

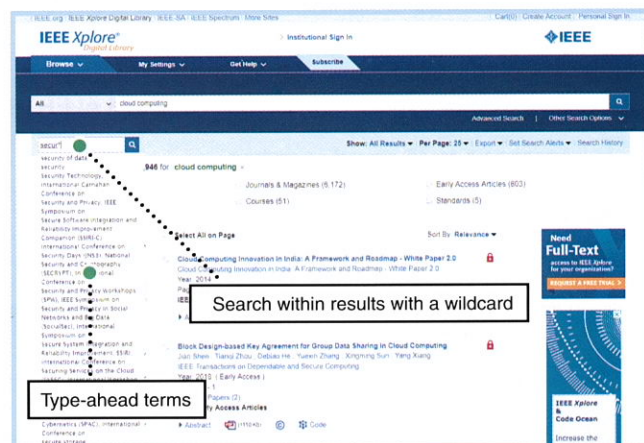
## Start your search here

- » IEEE Xplore searches for all terms in the metadata and ranks results by relevance.
- » Boolean operators and field commands are supported in **BASIC SEARCH**. Operators (AND, OR, NOT, NEAR, ONEAR) must be in ALL CAPS.
- » Use quotes (“ ”) for an exact phrase.
- » IEEE Xplore supports a multi-character wildcard (\*) and a single-character wildcard (?). Example: secur\* retrieves secures, security, securing, etc. Wildcards can also be used within exact phrases.



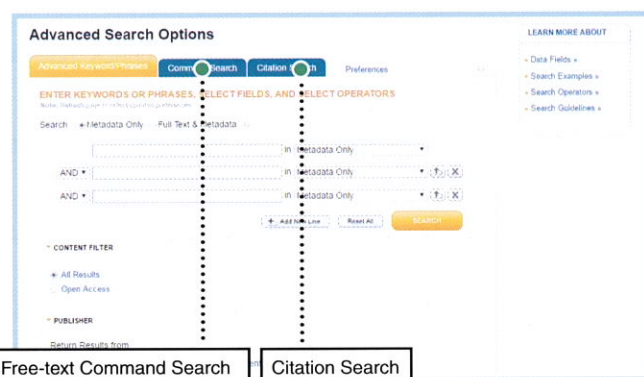
## How to refine results

- » On the search results page, use **SEARCH WITHIN RESULTS** to enter additional search terms.
- » You can also refine by **FACETS** such as Year, Author, or Affiliation. For example, to limit your search to one or a few authors, select the author(s) then click **APPLY REFINEMENTS** to view refined search results.
- » To remove search terms or refinements from the search, click “X” next to the item.
- » Use the drop-down menus to show **MY SUBSCRIBED CONTENT**, to change the number of results **PER PAGE**, or to change the **SORT BY** order (newest first, most cited by papers or patents, etc.).



## Advanced search options

- » In **ADVANCED KEYWORDS/PHRASES**, you can search full-text and limit your query to specific fields using dropdown menus.
- » Switch to the **COMMAND SEARCH** to use free text and nested concepts.
- » Use the **CITATION SEARCH** tab to search for specific items, such as issue, page number, and year.

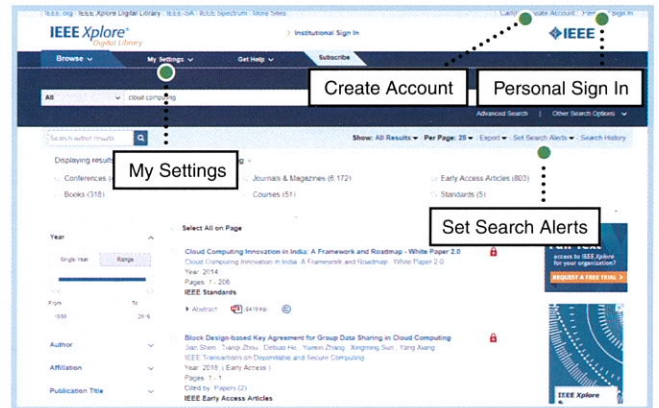


Tools, tips and training go to: [www.ieee.org/training](http://www.ieee.org/training)

# Keeping Current with IEEE Xplore

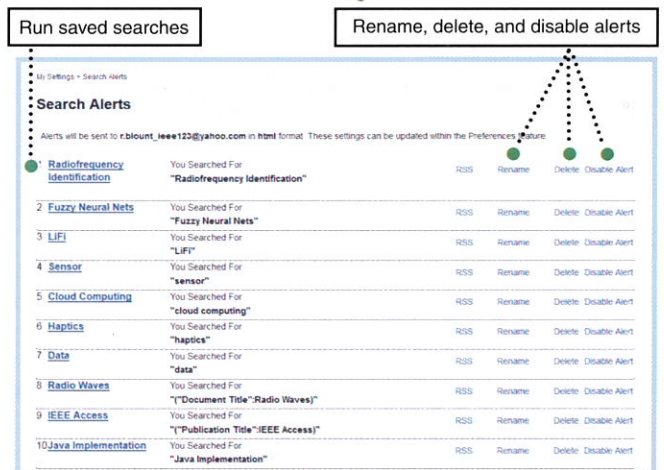
## Save Search Alerts

- » Sign in with your free IEEE personal account or choose **CREATE ACCOUNT** to register.
- » Perform a search in IEEE Xplore. Refine or broaden until you are satisfied with your results.
- » Click **SET SEARCH ALERTS** from the Action Bar.
- » Name your Search Alert and choose **SAVE**.
- » You will receive a weekly email as new content becomes available based on your specifications.



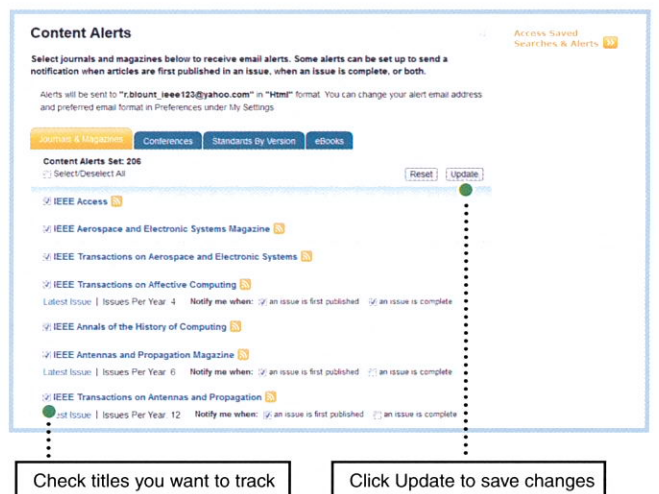
## Manage Search Alerts

- » Sign in with your free IEEE personal account.
- » Go to **MY SETTINGS** and choose **SEARCH ALERTS**.
- » Access up to 15 saved searches.
- » Run your saved search—click on the search name.
- » **DELETE** the Search Alert.
- » **DISABLE ALERT**—turn off emails but retain saved search for your account.



## Content Alerts

- » Sign in with your free IEEE personal account.
- » Go to **MY SETTINGS** and choose **CONTENT ALERTS**.
- » Scroll to select titles you want to track—check multiple boxes at once.
- » Click **UPDATE**—you will start receiving Tables of Contents or other notifications when new content is published.
- » Navigate between tabs to set email alerts on Journals & Magazines, Conferences, Standards, and eBooks.



Tools, tips and training go to: [www.ieee.org/training](http://www.ieee.org/training)